

City of La Crescenta-Montrose | November 2023

Single Family Homes Market Overview

	THIS MONTH	LAST MONTH	% CHANGE	3-YEAR TREND
NEW LISTINGS	1	3	-66.67%	
INVENTORY	2	3	-33.33%	
PENDING SALES	1	2	-50.00%	
CLOSED SALES	2	1	100.00%	
MEDIAN DAYS ON MARKET	23	4	475.00%	
MONTHS' SUPPLY OF INVENTORY	1.2	1.8	-33.33%	
MEDIAN PRICE PER SQ FT	\$877.00	\$1,144.00	-23.34%	
AVG. PRICE PER SQ FT	\$877.00	\$1,144.00	-23.34%	
MEDIAN SALES PRICE	\$913,000.00	\$910,500.00	0.27%	
AVERAGE SALES PRICE	\$913,000.00	\$910,500.00	0.27%	
% OF ORIGINAL PRICE	102.90%	107.10%	-3.92%	
% OF LAST LIST PRICE	102.90%	107.10%	-3.92%	

*Data current as of December 5, 2023. All data obtained from California Regional Multiple Listing Service, Inc. Information is deemed reliable, but not guaranteed.

City of La Crescenta-Montrose | November 2023

Condominium/Townhouse Market Overview

	THIS MONTH	LAST MONTH	% CHANGE	3-YEAR TREND
NEW LISTINGS	1	1	0.00%	
INVENTORY	0	0	#DIV/0!	
PENDING SALES	0.01	2	-99.50%	
CLOSED SALES	2	5	-60.00%	
MEDIAN DAYS ON MARKET	11	20	-45.00%	
MONTHS' SUPPLY OF INVENTORY	0	0	#DIV/0!	
MEDIAN PRICE PER SQ FT	\$551.00	\$620.00	-11.13%	
AVG. PRICE PER SQ FT	\$551.00	\$620.00	-11.13%	
MEDIAN SALES PRICE	\$896,000.00	\$925,000.00	-3.14%	
AVERAGE SALES PRICE	\$896,000.00	\$880,200.00	1.80%	
% OF ORIGINAL PRICE	107.80%	98.90%	9.00%	
% OF LAST LIST PRICE	107.80%	100.20%	7.58%	

*Data current as of December 5, 2023. All data obtained from California Regional Multiple Listing Service, Inc. Information is deemed reliable, but not guaranteed.

City of La Crescenta-Montrose | November 2023



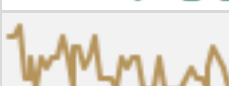
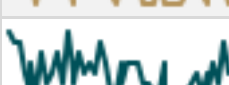







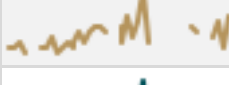
Single Family Homes Market Overview

	THIS YEAR	LAST YEAR	% CHANGE	3-YEAR TREND
NEW LISTINGS	1	1	0.00%	
INVENTORY	2	2	0.00%	
PENDING SALES	1	1	0.00%	
CLOSED SALES	2	0	#DIV/0!	
MEDIAN DAYS ON MARKET	23	0	#DIV/0!	
MONTHS' SUPPLY OF INVENTORY	1.2	1.2	0.00%	
MEDIAN PRICE PER SQ FT	\$877.00	\$0.00	#DIV/0!	
AVG. PRICE PER SQ FT	\$877.00	\$0.00	#DIV/0!	
MEDIAN SALES PRICE	\$913,000.00	\$0.00	#DIV/0!	
AVERAGE SALES PRICE	\$913,000.00	\$0.00	#DIV/0!	
% OF ORIGINAL PRICE	102.90%	0.00%	#DIV/0!	
% OF LAST LIST PRICE	102.90%	0.00%	#DIV/0!	

*Data current as of December 5, 2023. All data obtained from California Regional Multiple Listing Service, Inc. Information is deemed reliable, but not guaranteed.

City of La Crescenta-Montrose | November 2023

Condominium/Townhouse Market Overview

	THIS YEAR	LAST YEAR	% CHANGE	3-YEAR TREND
NEW LISTINGS	1	1	0.00%	
INVENTORY	0	2	-100.00%	
PENDING SALES	0.01	0	#DIV/0!	
CLOSED SALES	2	0	#DIV/0!	
MEDIAN DAYS ON MARKET	11	0	#DIV/0!	
MONTHS' SUPPLY OF INVENTORY	0	0.7	-100.00%	
MEDIAN PRICE PER SQ FT	\$551.00	\$0.00	#DIV/0!	
AVG. PRICE PER SQ FT	\$551.00	\$0.00	#DIV/0!	
MEDIAN SALES PRICE	\$896,000.00	\$0.00	#DIV/0!	
AVERAGE SALES PRICE	\$896,000.00	\$0.00	#DIV/0!	
% OF ORIGINAL PRICE	107.80%	0.00%	#DIV/0!	
% OF LAST LIST PRICE	107.80%	0.00%	#DIV/0!	

*Data current as of December 5, 2023. All data obtained from California Regional Multiple Listing Service, Inc. Information is deemed reliable, but not guaranteed.