

## City of La Crescenta-Montrose | May 2023

### Single Family Homes Market Overview

	THIS MONTH	LAST MONTH	% CHANGE	3-YEAR TREND
NEW LISTINGS	1	3	-66.67%	
INVENTORY	1	3	-66.67%	
PENDING SALES	3	1	200.00%	
CLOSED SALES	4	0	#DIV/0!	
MEDIAN DAYS ON MARKET	7	0	#DIV/0!	
MONTHS' SUPPLY OF INVENTORY	0.6	2	-70.00%	
MEDIAN PRICE PER SQ FT	\$881.00	\$0.00	#DIV/0!	
AVG. PRICE PER SQ FT	\$860.00	\$0.00	#DIV/0!	
MEDIAN SALES PRICE	\$995,000.00	\$0.00	#DIV/0!	
AVERAGE SALES PRICE	\$1,002,142.00	\$0.00	#DIV/0!	
% OF ORIGINAL PRICE	109.20%	0.00%	#DIV/0!	
% OF LAST LIST PRICE	109.20%	0.00%	#DIV/0!	

\*Data current as of November 19, 2023. All data obtained from California Regional Multiple Listing Service, Inc. Information is deemed reliable, but not guaranteed.

# City of La Crescenta-Montrose | May 2023









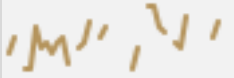
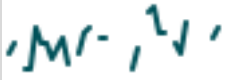


## Condominium/Townhouse Market Overview

	THIS MONTH	LAST MONTH	% CHANGE	3-YEAR TREND
NEW LISTINGS	2	1	100.00%	
INVENTORY	2	1	100.00%	
PENDING SALES	1	1	0.00%	
CLOSED SALES	0	2	-100.00%	
MEDIAN DAYS ON MARKET	0	7	-100.00%	
MONTHS' SUPPLY OF INVENTORY	1.3	0.6	116.67%	
MEDIAN PRICE PER SQ FT	\$0.00	\$650.00	-100.00%	
AVG. PRICE PER SQ FT	\$0.00	\$650.00	-100.00%	
MEDIAN SALES PRICE	\$0.00	\$724,500.00	-100.00%	
AVERAGE SALES PRICE	\$0.00	\$724,500.00	-100.00%	
% OF ORIGINAL PRICE	0.00%	103.60%	-100.00%	
% OF LAST LIST PRICE	0.00%	103.60%	-100.00%	

\*Data current as of November 19, 2023. All data obtained from California Regional Multiple Listing Service, Inc. Information is deemed reliable, but not guaranteed.

# City of La Crescenta-Montrose | May 2023

## Single Family Homes Market Overview

	THIS YEAR	LAST YEAR	% CHANGE	3-YEAR TREND
NEW LISTINGS	1	2	-50.00%	
INVENTORY	1	3	-66.67%	
PENDING SALES	3	0	#DIV/0!	
CLOSED SALES	4	1	300.00%	
MEDIAN DAYS ON MARKET	7	10	-30.00%	
MONTHS' SUPPLY OF INVENTORY	0.6	1.5	-60.00%	
MEDIAN PRICE PER SQ FT	\$881.00	\$954.00	-7.65%	
AVG. PRICE PER SQ FT	\$860.00	\$954.00	-9.85%	
MEDIAN SALES PRICE	\$995,000.00	\$1,030,000.00	-3.40%	
AVERAGE SALES PRICE	\$1,002,142.00	\$1,030,000.00	-2.70%	
% OF ORIGINAL PRICE	109.20%	100.50%	8.66%	
% OF LAST LIST PRICE	109.20%	100.50%	8.66%	

\*Data current as of November 19, 2023. All data obtained from California Regional Multiple Listing Service, Inc. Information is deemed reliable, but not guaranteed.

# City of La Crescenta-Montrose | May 2023

## Condominium/Townhouse Market Overview

	THIS YEAR	LAST YEAR	% CHANGE	3-YEAR TREND
NEW LISTINGS	2	1	100.00%	
INVENTORY	2	2	0.00%	
PENDING SALES	1	0	#DIV/0!	
CLOSED SALES	0	1	-100.00%	
MEDIAN DAYS ON MARKET	0	8	-100.00%	
MONTHS' SUPPLY OF INVENTORY	1.3	0.8	62.50%	
MEDIAN PRICE PER SQ FT	\$0.00	\$608.00	-100.00%	
AVG. PRICE PER SQ FT	\$0.00	\$608.00	-100.00%	
MEDIAN SALES PRICE	\$0.00	\$961,000.00	-100.00%	
AVERAGE SALES PRICE	\$0.00	\$961,000.00	-100.00%	
% OF ORIGINAL PRICE	0.00%	117.30%	-100.00%	
% OF LAST LIST PRICE	0.00%	117.30%	-100.00%	

\*Data current as of November 19, 2023. All data obtained from California Regional Multiple Listing Service, Inc. Information is deemed reliable, but not guaranteed.